Colorado PROFILES

Passive Networks: Visualizations and Social Networking

About Your Passive Networks

Passive Networks are formed automatically when you share common traits such as being in the same department or building, co-authoring the same paper, or researching the same topics. Passive Networks include:

- Concepts
- Co-Authors and Similar People
- Same Department and Physical Neighbors

*Passive Networks are shown in the **right** panel of the page when viewing a profile.*

Navigate Your Passive Networks

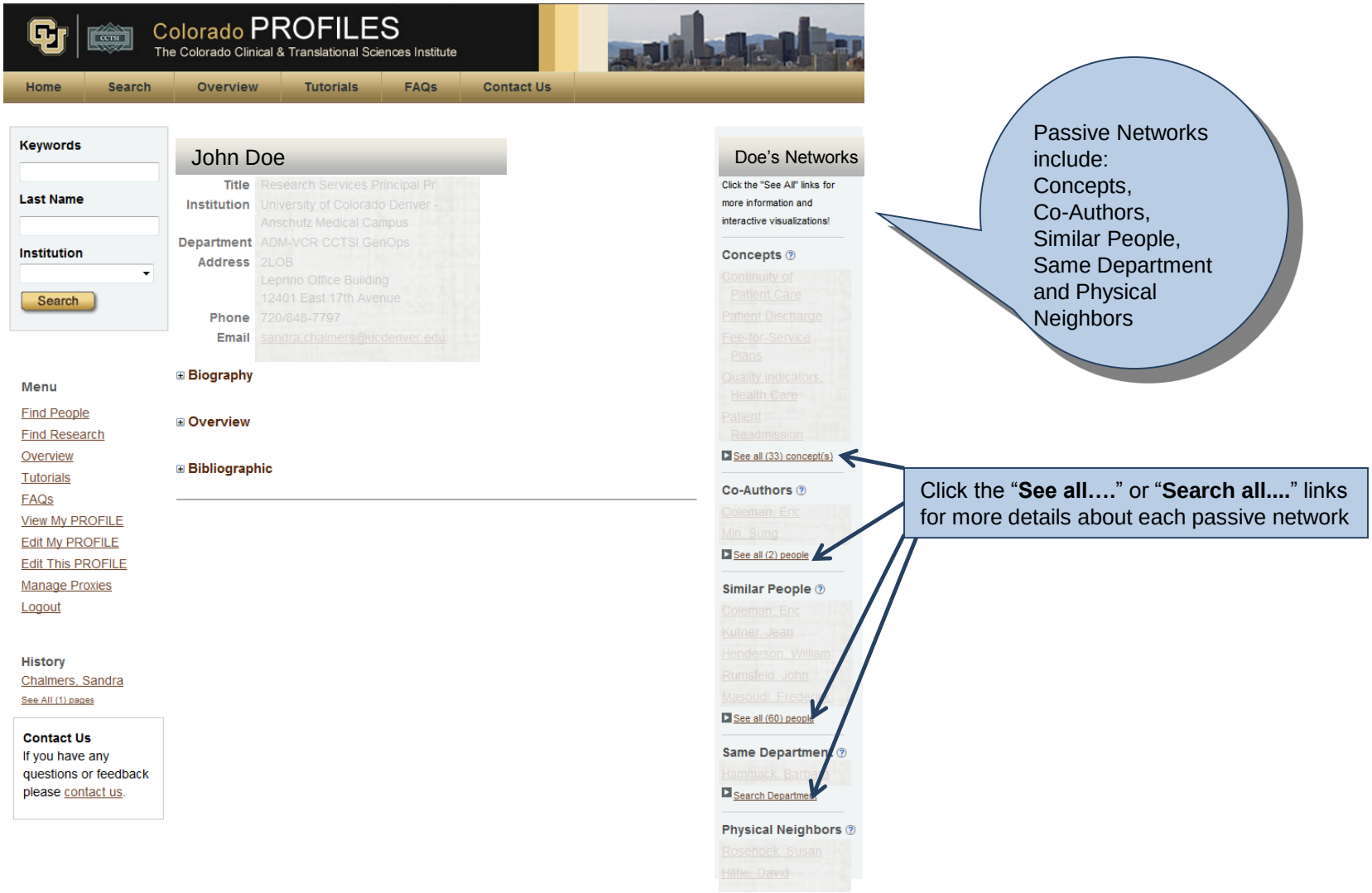

Passive Networks - Concepts

Concepts are derived automatically using “MeSH” terms from the PubMed articles listed in the bibliographic section of your profile.

Concepts are updated within 72 hours of modification of publications by you or your proxy.

Navigate Concepts

Passive Networks – Co-Authors and Similar People

Lists of co-authors and similar people are derived automatically from publications.

Use the “See all….” links at the bottom of each network list to view more information.

Co-authors and similar people are updated within 72 hours of modification of publications by you or your proxy.

Navigate Co-Authors

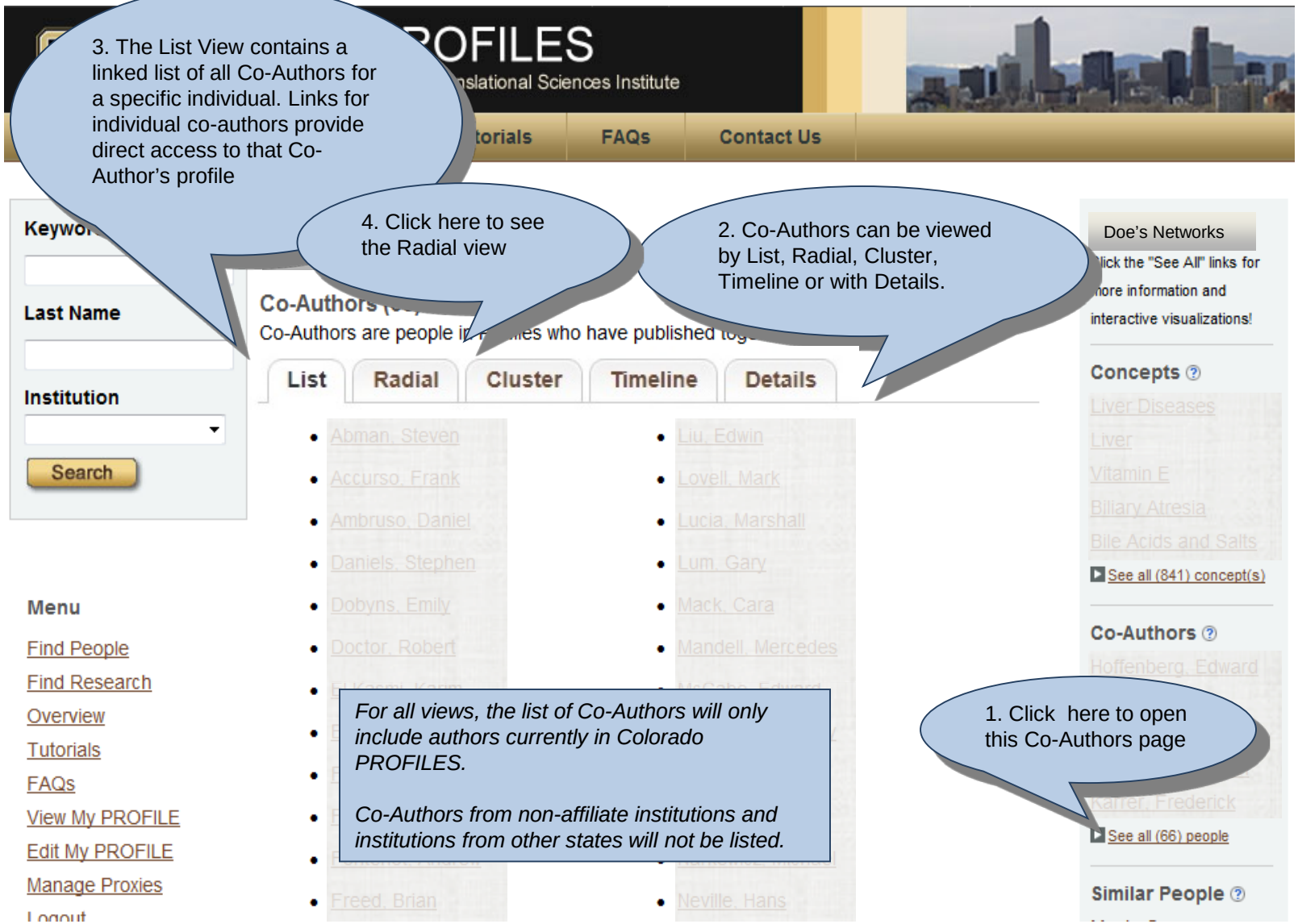

Colorado PROFILES
The Colorado Clinical & Translational Sciences Institute

Home | Search | Overview | Tu

Keywords
Last Name
Institution
Search

John Doe

Co-Authors (66)
Co-Authors are people in Pro

List | Radial | Cluster | Timeline

This radial graph shows the co-authors (inner ring) and to co-authors of co-authors (outer ring) of . The size of the red circle around an author's name is proportional to the number of publications that he or she has. The thickness of a line connecting two authors' names is proportional to the number of publications that they share. Options for customizing this network view are listed below the graph.

5. The Radial View contains a radial graph showing the Profile person in the center, with all Co-Authors in rings for that specific individual.

6. You can 'shift' the graph by clicking on any Co-Author to place THEM in the center of the graph and see their network of Co-Authors.

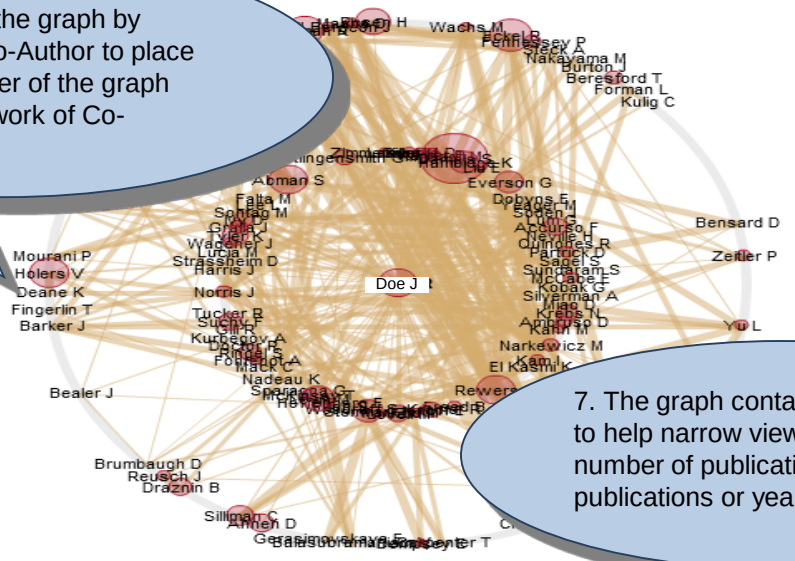

7. The graph contains scroll bars to help narrow view information by number of publications, co-publications or year.

Minimum number of publications — any number
Minimum number of co-publications — any collaboration
Year of most recent co-publication — any year

Menu
Find P
Find R
Overvie
Tutorials
FAQs
View My PROFILE
Edit My PROFILE
Manage Proxies
Logout

This Person is my...
- Collaborator
- Advisor (Current)
- Advisor (Past)
- Advisee (Current)
- Advisee (Past)

History
Chalmers, Sandra
Sokol, Ronald
See All (2) pages

Contact Us
If you have any questions or feedback

Doe's Networks
Click the "See All" links for more information and interactive visualizations!

Concepts
Liver Diseases
Liver
Vitamin E
Biliary Atresia
Bile Acids and Salts
See all (841) concept(s)

Co-Authors
Hoffenberg, Edward
Mack, Cara
Soden, Jason
Narkewicz, Michael
Karrer, Frederick
See all (66) people

Similar People
Mack, Cara
Rosen, Hugo
Suchy, Frederick
Amethyst
Luo, Yuhuan
Suchy, Frederick

Colorado PROFILES
The Colorado Clinical & Translati
Home
Search
8. The Cluster View shows relationships between a person and their co-authors.
NEW Cluster View is a new visualization
Keywords
Name
Institution
Search
John
ck to Profile
Co-Authors (66)
Co-Authors are people in Profiles who ha
d together.
List
Radial
Cluster
Timeline
Details
This cluster graph shows the co-authors (green circles) and top co-authors of co-authors (blue circles) of Ronald Sokol (red circle). The size of a circle is proportional to the number of publications that author has. The thickness of a line connecting two authors' names is proportional to the number of publications that they share. Options for customizing this network view are listed below the graph.
Menu
Find People
Find Research
Overview
Tutorials
FAQs
View My PROFILE
Edit My PROFILE
Manage Proxies
Logout
This Person is my
Sokol, R
See All (2) pages
Contact Us
If you have any questions or feedback
Doe J
Click and drag the name of any author to adjust the clusters. Ctrl-click a name to view that person's network of co-authors. Alt-click a name to view that person's full profile. Please note that it might take several minutes for the clusters in this graph to form, and each time you view the page the graph might look slightly different.
9. You can view the cluster in different ways and get directly to a specific Profile with these commands.
Doe's Networks
Click the "See All" links for more information and interactive visualizations!
Concepts
Liver Diseases
Liver
Vitamin E
Biliary Atresia
Bile Acids and Salts
See all (841) concept(s)
Co-Authors
Hoffenberg, Edward
Mack, Cara
Soden, Jason
Narkewicz, Michael
Karrer, Frederick
See all (66) people
Similar People
Mack, Cara
Rosen, Hugo
Suchy, Frederick
Narkewicz, Michael
Everson, Greg
See all (60) people
Same Department
Brumbaugh, David
Luo, Yuhuan
Narkewicz, Michael
Strassheim, Derek
Sun, An-Qiang
Search Department

Colorado PROFILES
The Colorado Clinical & Translati

Home | Search | Overview

10. The Timeline View shows the dates of publications the Author has with Co-Authors in Profiles

Keywords

Last Name

Institution

Search

John Doe

to Profile

Co-Authors (66)

Co-Authors are people in Profiles who have publishe

List | Radial | Cluster | Timeline | Details

The timeline below shows the dates (blue tick marks) of public
authored with other people in Profiles. The average publicatio
shown as a red circle, illustrating changes in the people that
over time.

11. You can also click on the Co-Author's name to access that person's Profile.

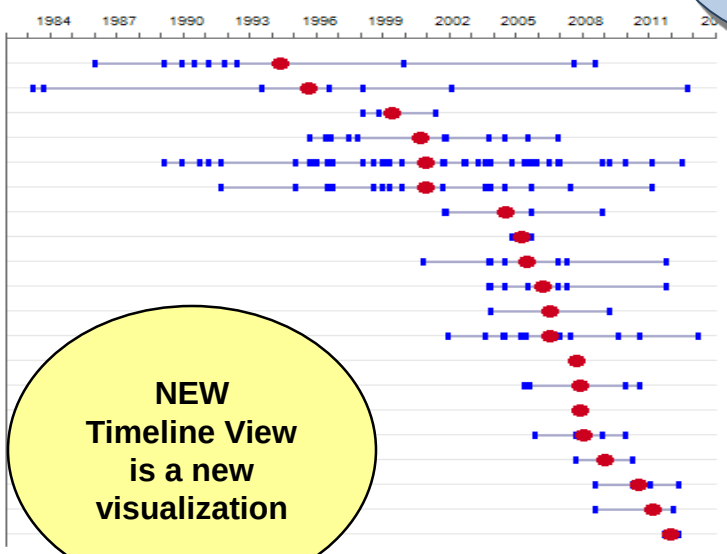

NEW Timeline View is a new visualization

Menu

Find People
Find Research
Overview
Tutorials
FAQs
View My PROFILE
Edit My PROFILE
Manage Proxies
Logout

This Person is my...

- Collaborator
- Advisor (Current)
- Advisor (Past)
- Advisee (Current)
- Advisee (Past)

History

Chalmers, Sandra
Sokol, Ronald

Doe's Networks

Click the "See All" links for more information and interactive visualizations!

Concepts

Liver Diseases
Liver
Vitamin E
Biliary Atresia
Bile Acids and Salts

See all (841) concept(s)

Co-Authors

Hoffenberg, Edward
Mack, Cara
Soden, Jason
Narkewicz, Michael
Karrer, Frederick

See all (66) people

Similar People

Mack, Cara
Rosen, Hugo
Suchy, Frederick
Narkewicz, Michael
Everson, Greg

See all (60) people

Same Department

Brumbaugh, David
deZoeten, Edwin

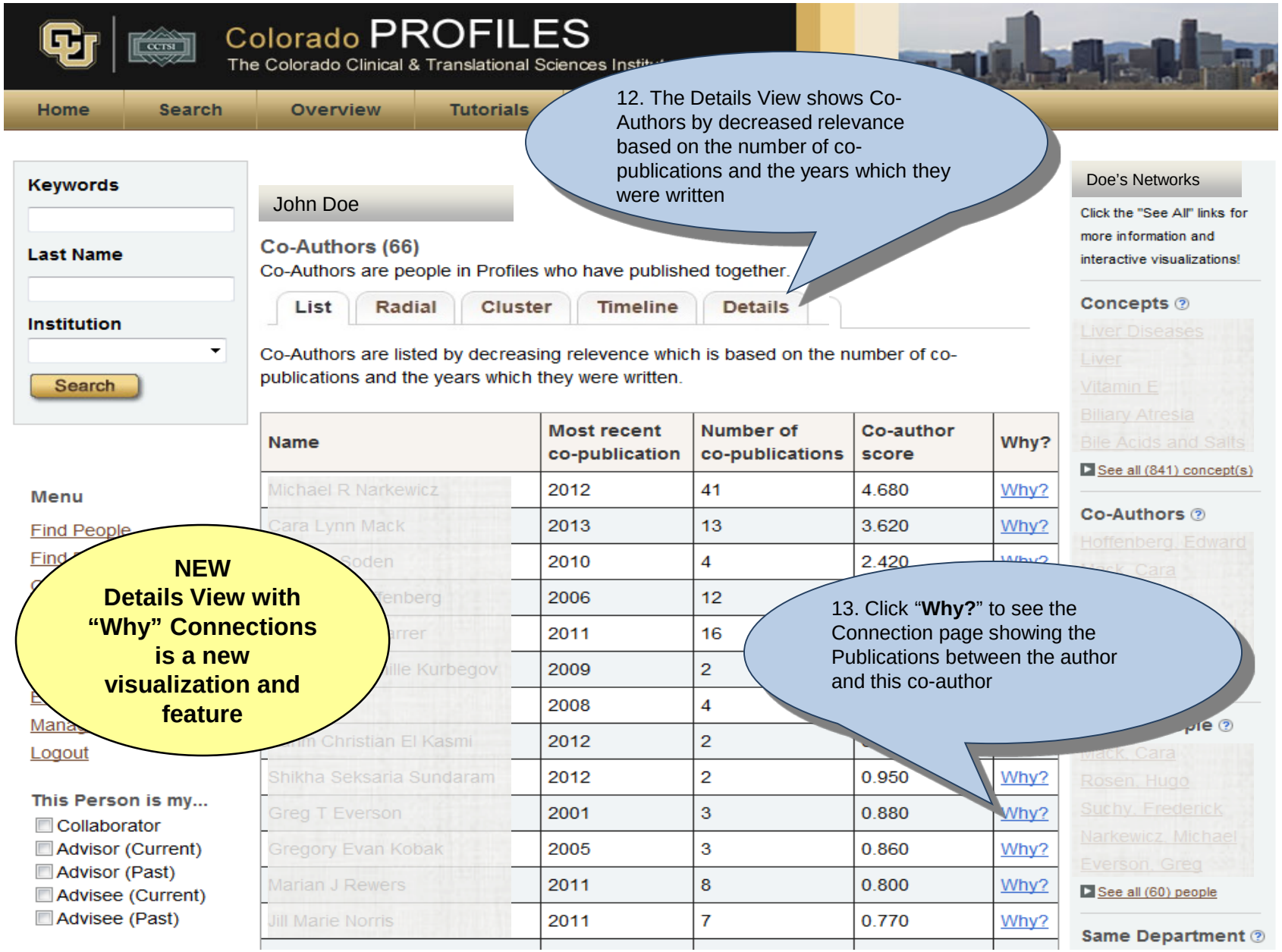
Colorado PROFILES
The Colorado Clinical & Translational Sciences Institute
Home
Search
Overview
Tutorials
12. The Details View shows Co-Authors by decreased relevance based on the number of co-publications and the years which they were written
Keywords
Last Name
Institution
Search
John Doe
Co-Authors (66)
Co-Authors are people in Profiles who have published together.
List
Radial
Cluster
Timeline
Details
Co-Authors are listed by decreasing relevence which is based on the number of co-publications and the years which they were written.
Name
Most recent co-publication
Number of co-publications
Co-author score
Why?
Michael R Narkewicz 2012 41 4.680 Why?
Cara Lynn Mack 2013 13 3.620 Why?
2010 4 2.420
2006 12
2011 16
2009 2
2008 4
2012 2
Shikha Seksaria Sundaram 2012 2 0.950 Why?
Greg T Everson 2001 3 0.880 Why?
Gregory Evan Kobak 2005 3 0.860 Why?
Marian J Rewers 2011 8 0.800 Why?
Jill Marie Norris 2011 7 0.770 Why?
Doe's Networks
Click the "See All" links for more information and interactive visualizations!
Concepts
Liver Diseases
Liver
Vitamin E
Biliary Atresia
Bile Acids and Salts
See all (841) concept(s)
Co-Authors
Hoffenberg, Edward
Mack, Cara
Rosen, Hugo
Suchy, Frederick
Narkewicz, Michael
Everson, Greg
See all (60) people
Same Department
Menu
Find People
Logout
This Person is my...
Collaborator
Advisor (Current)
Advisor (Past)
Advisee (Current)
Advisee (Past)
NEW
Details View with "Why" Connections is a new visualization and feature
13. Click "Why?" to see the Connection page showing the Publications between the author and this co-author

Additional questions?

Email: profiles@ucdenver.edu

Go to Colorado PROFILES